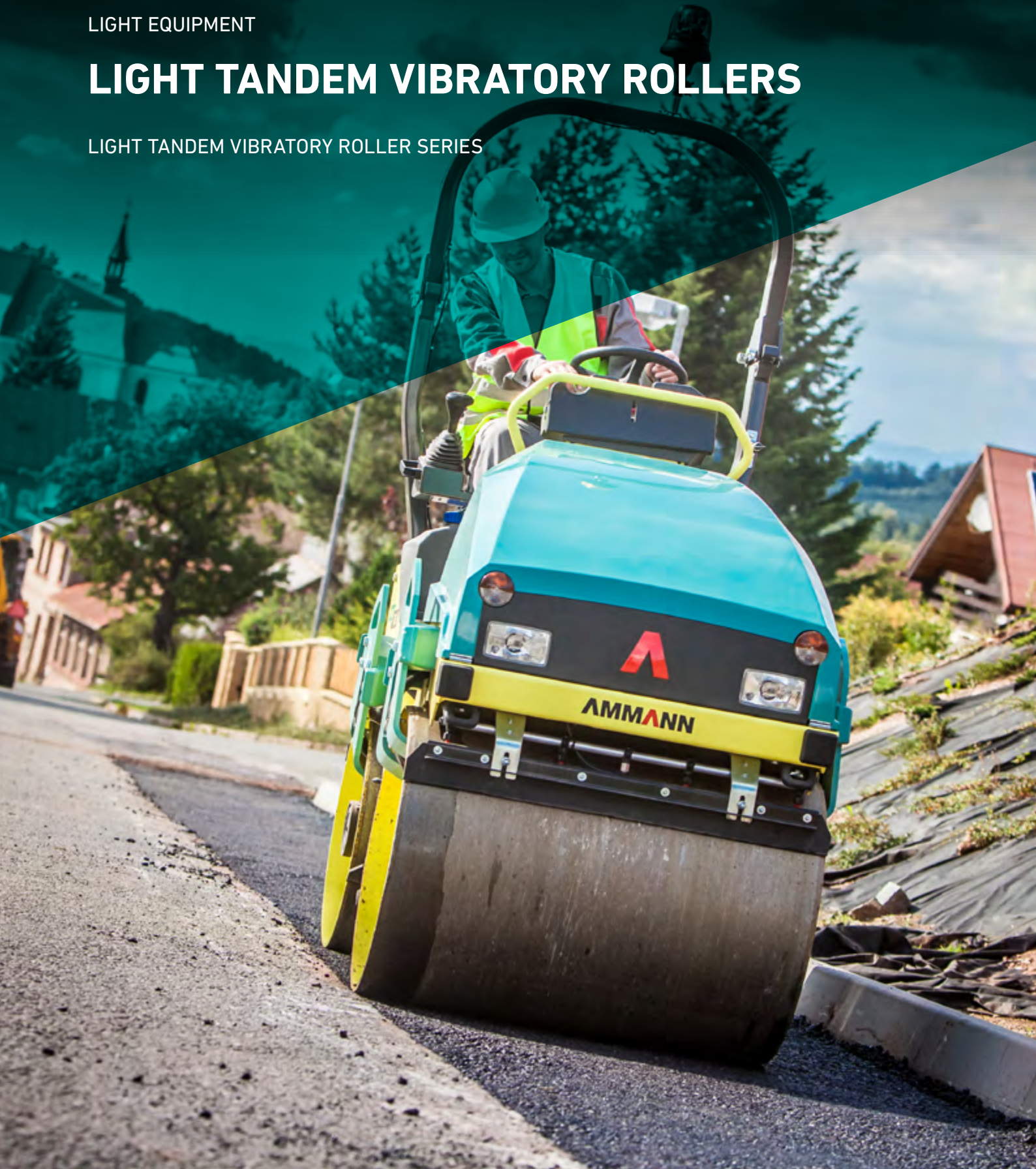


LIGHT EQUIPMENT

# LIGHT TANDEM VIBRATORY ROLLERS

LIGHT TANDEM VIBRATORY ROLLER SERIES



**A&Y** Equipment Ltd

01789 414525 | [sales@aandygroup.com](mailto:sales@aandygroup.com) | [www.aandygroup.com](http://www.aandygroup.com)

**AMMANN**

# COMPACTION OUTPUT IN MANY SIZES

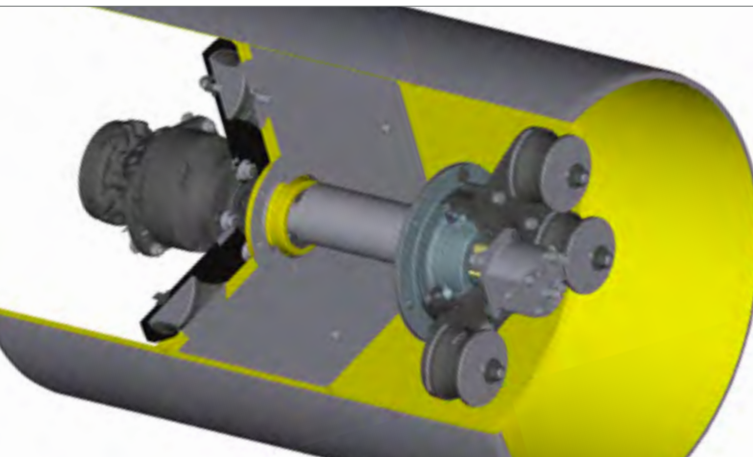
Ammann Light Tandem Rollers deliver compaction no matter what your needs and which model you choose. The light rollers start at 1475 kg of operating weight and run all the way to 4650 kg, while compaction widths range from 800 mm to 1380 mm. There are varied features and options – from combination rollers that include drums and tyres to full flush models that work tight against obstacles to heavier options that deliver more static force. Whatever your choice, you'll find a roller with the compaction output you need.

## INTRODUCTION

- New range of Light Articulated Tandem Rollers
- Latest solid power design
- Excellent operator comfort and unique compaction output and productivity
- With latest Yanmar Tier 4i/EU Stage 3A engines

**“Ammann rollers provide industry-leading compaction performance, in part due to the vibratory systems.”**

## VIBRATORY SYSTEM



- 1-stage vibrator (ARX 1 - 2)
- 2-stage vibrator (ARX 4) offer 3 different settings for varied applications
  - 57 Hz / 0.36 mm (asphalt)
  - 45 Hz / 0.36 mm (asphalt/soil/gravel)
  - 45 Hz / 0.55 mm (soil/gravel)
- Optional ACE<sup>force</sup>
- AVC – Ammann Vibration Control

“Ammann rollers direct vibration to the ground and away from the operator.”



# FEATURES & BENEFITS

## THE ADVANTAGES OF AMMANN

Customer input plays a crucial role in developing the features that are built into all Ammann products, including light tandem rollers. Those requests include a vibration-insulated operator's platform with intuitive controls and a system for smooth starts and stops on asphalt. A smart compaction system and easy serviceability also fulfill customer needs.



### DESIGN

- Rubber-mounted platform that limits vibration
- Clear and simple layout of dashboard
- Reliable, simple switches
- Dashboard with integrated multifunctional display
- Intuitive, ergonomic instrument panel
- Tight turning radius
- Fully adjustable and lateral-sliding seat and a transversal seat adjustment on ARX 23 - ARX 45
- Unobstructed view to drums
- Compact design for easy loading
- Foldable ROPS

### ELECTRONIC DRIVE LEVER

- Offered only by Ammann
- Enables smooth starts and stops, especially on asphalt jobs
- Especially important on asphalt jobs where smoothness is essential
- 3-position throttle lever – 900 rpm at low idle, 2100 at working speed and 2400 at high power

### ADDITIONAL FEATURES AND BENEFITS

- Articulated steering concept with articulating oscillation joint
- Double drive
- Double vibration
- Optimal drum diameter
- Balanced weight front and rear
- 2 frequencies with 2 centrifugal forces
- Multiple water nozzles
- Sprinkler water tank that lasts all shift
- 2 scrapers per drum
- Water-cooled diesel engine with long life, high performance and low maintenance
- Combination model available, with rubber tyres in rear
- Full-flush (side-free) version enables edge work
- Offset models increase compaction width

# APPLICATIONS

PRODUCTIVE ON AGGREGATE AND ASPHALT

**Ammann Light Tandem Rollers excel in tight spaces and maximise productivity when in the open. The rollers also are productive on soil, aggregates and asphalt.**



## SERVICEABILITY

- Reliable, long-life vibration system prevents downtime
- Outside drain plugs for quick fluid changes
- Bearings and central articulated joint lubricated for the machine's life
- Easy access to maintenance points, water filters and nozzles
- Long service life and extended service intervals

## ACE<sup>force</sup>

- Continuous compaction measurement system
- Absolute measurement system with evaluation of real material stiffness
- Mounted on the machine
- Covers the spectrum of compaction in soil and aggregates
- Available information includes achieved compaction
- Can measure compaction at any point on-site



## APPLICATIONS

- Small and medium construction sites
- City roads
- Boardwalks
- Repair works in city centre
- Road maintenance



# OPERATOR COMFORT AND CONTROL

INTUITIVE CONTROLS, EXCELLENT VISIBILITY

Design can help make operators comfortable and machine loading easy. One of the most important design benefits is ease of use. Putting controls in easy-to-access locations and making displays visible and intuitive help operators make the most of the machine – from the very first day.



## COMFORTABLE OPERATOR'S STATION

- Spacious platform
- Double-vibration-isolated operator platform
- Fully adjustable and lateral-sliding seat

## USER FRIENDLY

- Easy-to-operate instrument panel
- Tight turning radius
- Smooth starting and reversing of the machine by electronic drive lever
- Compact dimensions for transport
- Well positioned fixation points for transport / lifting



## HELPFUL DASHBOARD

- Clear and logical layout
- Reliable, intuitive switches
- Integrated multifunctional display

## OPTIMAL VISIBILITY

- Narrow frame enables optimal view to drum edges and surfaces
- Adjustable seat improves sight lines



# ENGINE AND DRIVE TRAIN

## POWER AND EFFICIENCY

Power is required on every job, and the Ammann Light Tandem Rollers offer plenty. Fuel efficiency is an added bonus that helps reduce your operating costs and has a direct impact on profitability.



### YANMAR ENGINE

- Water-cooled and diesel-powered
- High performance
- High torque
- 2 working speeds
- Long life
- Low maintenance
- Low emissions

# OPTIONS

## CUSTOMISE YOUR ROLLER

Standard features on Ammann Light Tandem Rollers offer what you need to get the job done. Choose the options that make your machine the perfect fit for your jobsites.

### OPTIONS

- CE kit with folding ROPS and working lights
- Canvas canopy
- FOPS canopy
- ACE<sup>force</sup> compactometer
- Asphalt thermometer
- Road lighting
- Reverse alarm
- Battery disconnection switch
- Central-lifting hook
- Wide-tyre kit (ARX 26K)
- ATC – Ammann Traction Control (some models)
- Armrests
- Edge-cutting tool including a multifunction lever
- Biodegradable hydraulic oil
- In-line drums (some models)
- Custom colour



EDGE-CUTTING



ROAD LIGHTING & REVERSE ALARM



FOLDING ROPS FOR EASY TRANSPORT



COMBI VERSION



2<sup>nd</sup> DRIVE-LEVER



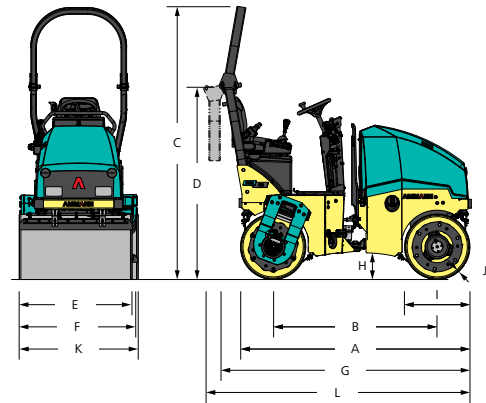


# DIMENSIONS

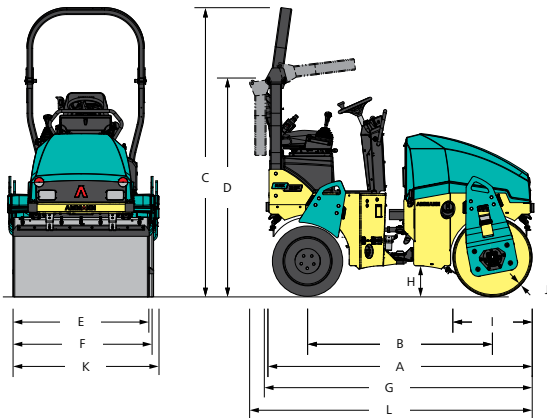
## LIGHT TANDEM VIBRATORY ROLLERS

### DIMENSIONS

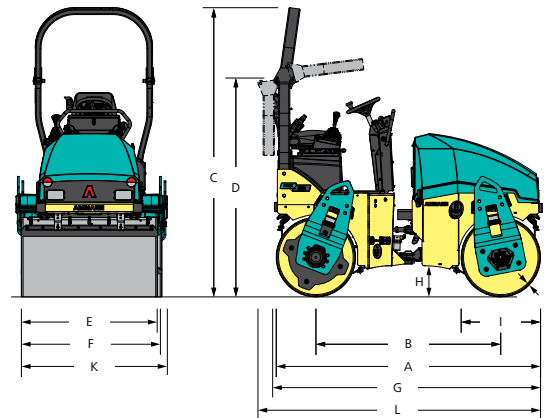
	ARX 12 – Tier 4i	ARX 16 – Tier 4i	ARX 16 K – Tier 4i	ARX 20 – Tier 4i	ARX 23 – Tier 4i	ARX 23 K – Tier 4i
A MACHINE LENGTH	2017 mm (79,4 in)	2017 mm (79,4 in)	2017 mm (79,4 in)	2017 mm (79,4 in)	2330 mm (91,7 in)	2330 mm (91,7 in)
B WHEELBASE	1440 mm (56,7 in)	1440 mm (56,7 in)	1475 mm (58,1 in)	1440 mm (56,7 in)	1630 mm (64,2 in)	1653 mm (65,1 in)
C MACHINE HEIGHT	2402 mm (94,6 in)	2402 mm (94,6 in)	2402 mm (94,6 in)	2402 mm (94,6 in)	2550 mm (100,4 in)	2550 mm (100,4 in)
D MACHINE HEIGHT (FOLDED ROPS)	1731 mm (68,1 in)	1731 mm (68,1 in)	1731 mm (68,1 in)	1731 mm (68,1 in)	1930 mm (76 in)	1930 mm (76 in)
E DRUM WIDTH	820 mm (32,3 in)	900 mm (35,4 in)	900 mm (35,4 in)	1000 mm (39,4 in)	995 mm (39,2 in)	995 mm (39,2 in)
E TIRE-AXLE WIDTH	–	–	890 mm (35 in)	–	–	970 mm (38,2 in)
F MACHINE WIDTH	865 mm (34,1 in)	947 mm (37,3 in)	947 mm (37,3 in)	1046 mm (41,2 in)	1042 mm (41 in)	1042 mm (41 in)
G MACHINE LENGTH	2222 mm (87,5 in)	2222 mm (87,5 in)	2222 mm (87,5 in)	2222 mm (87,5 in)	2369 mm (93,3 in)	2369 mm (93,3 in)
H GROUND CLEARANCE	228 mm (9 in)	228 mm (9 in)	228 mm (9 in)	228 mm (9 in)	275 mm (10,8 in)	275 mm (10,8 in)
I DRUM DIAMETER	577 mm (22,7 in)	577 mm (22,7 in)	577 mm (22,7 in)	577 mm (22,7 in)	700 mm (27,6 in)	700 mm (27,6 in)
J DRUM SHELL THICKNESS	13 mm (0,5 in)	13 mm (0,5 in)	13 mm (0,5 in)	13 mm (0,5 in)	13 mm (0,5 in)	13 mm (0,5 in)
K MACHINE WIDTH (TOTAL)	874 mm (34,4 in)	952 mm (37,5 in)	947 mm (37,3 in)	1054 mm (41,5 in)	1129 mm (44,4 in)	1089 mm (42,9 in)
L MACHINE LENGTH (FOLDED ROPS)	2327 mm (91,6 in)	2327 mm (91,6 in)	2327 mm (91,6 in)	2327 mm (91,6 in)	2506 mm (98,7 in)	2506 mm (98,7 in)



ARX 12 – Tier 4i



ARX 23 K – Tier 4i



ARX 23 – Tier 4i

# SPECIFICATIONS

## LIGHT TANDEM VIBRATORY ROLLERS

### MACHINES

	ARX 12 – Tier 4i	ARX 16 – Tier 4i	ARX 16 K – Tier 4i	ARX 20 – Tier 4i	ARX 23 – Tier 4i	ARX 23 K – Tier 4i
--	------------------	------------------	--------------------	------------------	------------------	--------------------

### MISCELLANEOUS

BATTERY / CAPACITY	12/77 V/Ah	12/77 V/Ah	12/77 V/Ah	12/77 V/Ah	12/77 V/Ah	12/77 V/Ah
WATER TANK	110 l (29,1 gal)	110 l (29,1 gal)	110 l (29,1 gal)	110 l (29,1 gal)	200 l (52,8 gal)	200 l (52,8 gal)
HYDRAULIC TANK	16 l (4,2 gal)	16 l (4,2 gal)	16 l (4,2 gal)	16 l (4,2 gal)	16 l (4,2 gal)	16 l (4,2 gal)
DIESEL FUEL TANK	26 l (6,9 gal)	26 l (6,9 gal)	26 l (6,9 gal)	26 l (6,9 gal)	40 l (10,6 gal)	40 l (10,6 gal)
WHEEL LOAD	–	–	283 kg (623,9 lb)	–	–	251 kg (553,4 lb)
NUMBER OF WHEELS	–	–	4	–	–	4
TIRE SIZE	–	–	8/60-15	–	–	8/60-15

### ENGINE

ENGINE TYPE	YANMAR 3TNV76	YANMAR 3TNV76	YANMAR 3TNV76	YANMAR 3TNV76	YANMAR 3TNV88	YANMAR 3TNV88
EMMISSION CLASS	EU Stage IIIA / EPA Tier 4i	EU Stage IIIA / EPA Tier 4i	EU Stage IIIA / EPA Tier 4i	EU Stage IIIA / EPA Tier 4i	EU Stage IIIA / EPA Tier 4i	EU Stage IIIA / EPA Tier 4i
POWER OUTPUT ISO 3046	15,0 kW /20,4 HP	15,0 kW /20,4 HP	15,0 kW /20,4 HP	15,0 kW /20,4 HP	22,5 kW /30,6 HP	22,5 kW /30,6 HP
CYLINDER/LTR.	3 cyl / 1116 No./ccm	3 cyl / 1116 No./ccm	3 cyl / 1116 No./ccm	3 cyl / 1116 No./ccm	3 cyl / 1642 No./ccm	3 cyl / 1642 No./ccm
1. /2. WORKING SPEED	2,100 / 2,400 rpm	2,100 / 2,400 rpm	2,100 / 2,400 rpm	2,100 / 2,400 rpm	2,100 / 2,400 rpm	2,100 / 2,400 rpm
TRAVEL SPEED KM/H	8 km/h (5 MPH)	8 km/h (5 MPH)	8 km/h (5 MPH)	8 km/h (5 MPH)	10 km/h (6,2 MPH)	10 km/h (6,2 MPH)
GRADEABILITY WITH / WITHOUT VIBR.	30 / 40 %	30 / 40 %	30 / 40 %	30 / 40 %	30 / 40 %	30 / 40 %

### COMPACTION FORCES

AMPLITUDE	0,5 mm (0,02 in)	0,5 mm (0,02 in)	0,45 mm (0,02 in)	0,45 mm (0,02 in)	0,42 mm (0,02 in)	0,45 mm (0,02 in)
FREQUENCY AT 2100/2400 RPM	58/66 Hz (3480/3960 VPM)	58/66 Hz (3480/3960 VPM)	58/66 Hz (3480/3960 VPM)	58/66 Hz (3480/3960 VPM)	58/66 Hz (3480/3960 VPM)	58/66 Hz (3480/3960 VPM)
CENTRIFUGAL FORCE	23 kN	23 kN	24 kN	24 kN	41 kN	41 kN

### WEIGHT & DRIVING CHARACTERISTICS

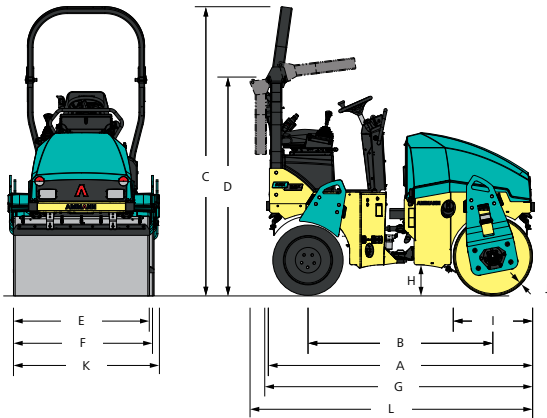
OPERATING WEIGHT CECE	1475 kg (3251,8 lb)	1520 kg (3351 lb)	1570 kg (3461,3 lb)	1570 kg (3461,3 lb)	2250 kg (4960,4 lb)	2045 kg (4508,4 lb)
OPERATING WEIGHT MAX.	1700 kg (3747,9 lb)	1700 kg (3747,9 lb)	1700 kg (3747,9 lb)	1700 kg (3747,9 lb)	2550 kg (5621,8 lb)	2550 kg (5621,8 lb)
STATIC LINEAR LOAD (FULL-FLUSH)	9 kg/cm (19,8 lb)	8,4 kg/cm (18,5 lb)	7,9 kg/cm (17,4 lb)	7,9 kg/cm (17,4 lb)	11,3 kg/cm (24,9 lb)	11,3 kg/cm (24,9 lb)
TURNING RADIUS INSIDE	2165 mm (85,2 in)	2125 mm (83,7 in)	2075 mm (81,7 in)	2075 mm (81,7 in)	2350 mm (92,5 in)	2250 mm (88,6 in)
STEERING / OSCILLATING ANGLE	31/5 ±°	31/5 ±°	31/5 ±°	31/5 ±°	32/8 ±°	32/8 ±°
DRUM OFFSET	50 mm (1,97 in)	50 mm (1,97 in)	50 mm (1,97 in)	50 mm (1,97 in)	40 mm (1,57 in)	40 mm (1,57 in)

# DIMENSIONS

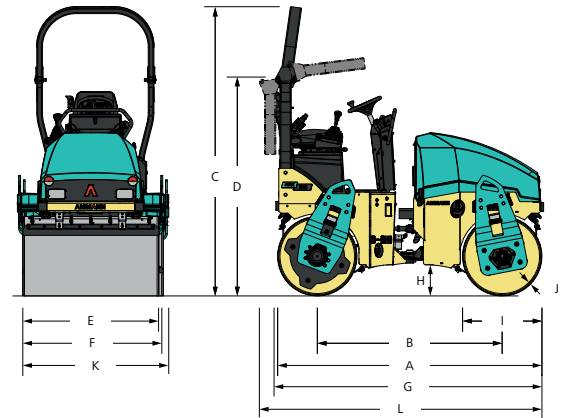
## LIGHT TANDEM VIBRATORY ROLLERS

### DIMENSIONS

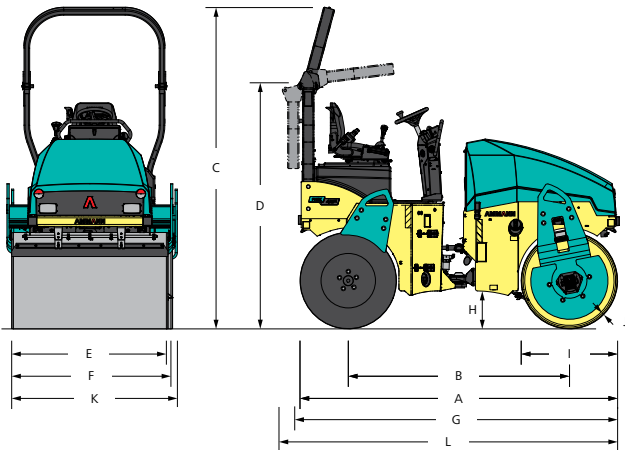
	ARX 26 – Tier 4i	ARX 26 K – Tier 4i	ARX 36 – Tier 4i	ARX 40 – Tier 4i	ARX 40 K – Tier 4i	ARX 45 – Tier 4i	ARX 45 K – Tier 4i
A MACHINE LENGTH	2330 mm (91,7 in)	2330 mm (91,7 in)	2800 mm (110,2 in)	2800 mm (110,2 in)	2800 mm (110,2 in)	2800 mm (110,2 in)	2800 mm (110,2 in)
B WHEELBASE	1630 mm (64,2 in)	1653 mm (65,1 in)	1950 mm (76,8 in)	1950 mm (76,8 in)	2008 mm (79,1 in)	1950 mm (76,8 in)	2008 mm (79,1 in)
C MACHINE HEIGHT	2550 mm (100,4 in)	2550 mm (100,4 in)	2826 mm (111,3 in)	2826 mm (111,3 in)	2826 mm (111,3 in)	2826 mm (111,3 in)	2826 mm (111,3 in)
D MACHINE HEIGHT (FOLDED ROPS)	1930 mm (76 in)	1930 mm (76 in)	2155 mm (84,8 in)	2155 mm (84,8 in)	2155 mm (84,8 in)	2155 mm (84,8 in)	2155 mm (84,8 in)
E DRUM WIDTH	1200 mm (47,2 in)	1200 mm (47,2 in)	1300 mm (51,2 in)	1300 mm (51,2 in)	1300 mm (51,2 in)	1380 mm (54,3 in)	1380 mm (54,3 in)
E TIRE-AXLE WIDTH	–	1170 mm (46,1 in)	–	–	1275 mm (50,2 in)	–	1275 mm (50,2 in)
F MACHINE WIDTH	1247 mm (49,1 in)	1247 mm (49,1 in)	1341 mm (52,8 in)	1341 mm (52,8 in)	1341 mm (52,8 in)	1421 mm (55,9 in)	1421 mm (55,9 in)
G MACHINE LENGTH	2369 mm (93,3 in)	2369 mm (93,3 in)	2837 mm (111,7 in)	2837 mm (111,7 in)	2837 mm (111,7 in)	2837 mm (111,7 in)	2837 mm (111,7 in)
H GROUND CLEARANCE	275 mm (10,8 in)	275 mm (10,8 in)	325 mm (12,8 in)	325 mm (12,8 in)	325 mm (12,8 in)	325 mm (12,8 in)	325 mm (12,8 in)
I DRUM DIAMETER	700 mm (27,6 in)	700 mm (27,6 in)	850 mm (33,5 in)	850 mm (33,5 in)	850 mm (33,5 in)	850 mm (33,5 in)	850 mm (33,5 in)
J DRUM SHELL THICKNESS	13 mm (0,5 in)	13 mm (0,5 in)	17 mm (0,7 in)	17 mm (0,7 in)	17 mm (0,7 in)	17 mm (0,7 in)	17 mm (0,7 in)
K MACHINE WIDTH (TOTAL)	1334 mm (52,5 in)	1294 mm (50,9 in)	1423 mm (56 in)	1423 mm (56 in)	1463 mm (57,6 in)	1503 mm (59,2 in)	1463 mm (57,6 in)
L MACHINE LENGTH (FOLDED ROPS)	2506 mm (98,7 in)	2506 mm (98,7 in)	2971 mm (117 in)	2971 mm (117 in)	2971 mm (117 in)	2971 mm (117 in)	2971 mm (117 in)



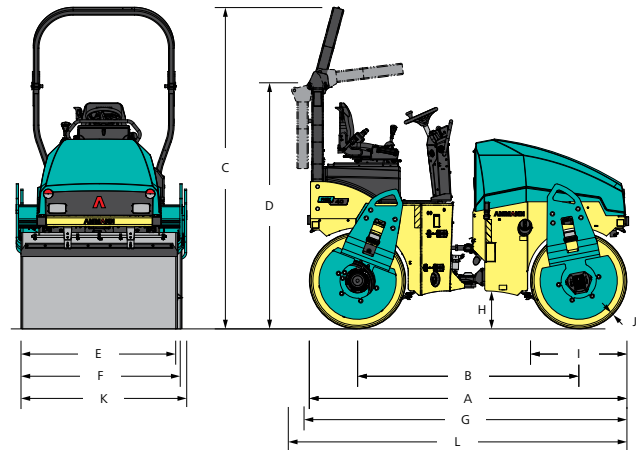
ARX 26 K – Tier 4i



ARX 26 – Tier 4i



ARX 45 K – Tier 4i



ARX 45 – Tier 4i

# SPECIFICATIONS

## LIGHT TANDEM VIBRATORY ROLLERS

### MACHINES

	ARX 26 – Tier 4i	ARX 26 K – Tier 4i	ARX 36 – Tier 4i	ARX 40 – Tier 4i	ARX 40 K – Tier 4i	ARX 45 – Tier 4i	ARX 45 K – Tier 4i
--	------------------	--------------------	------------------	------------------	--------------------	------------------	--------------------

### MISCELLANEOUS

BATTERY / CAPACITY	12/77 V/Ah	12/77 V/Ah	12/77 V/Ah	12/77 V/Ah	12/77 V/Ah	12/77 V/Ah	12/77 V/Ah
WATER TANK	200 l (52,8 gal)	200 l (52,8 gal)	350 l (92,5 gal)	350 l (92,5 gal)	350 l (92,5 gal)	350 l (92,5 gal)	350 l (92,5 gal)
HYDRAULIC TANK	16 l (4,2 gal)	16 l (4,2 gal)	37 l (9,8 gal)	37 l (9,8 gal)	37 l (9,8 gal)	37 l (9,8 gal)	37 l (9,8 gal)
DIESEL FUEL TANK	40 l (10,6 gal)	40 l (10,6 gal)	59 l (15,6 gal)	59 l (15,6 gal)	59 l (15,6 gal)	59 l (15,6 gal)	59 l (15,6 gal)
WHEEL LOAD	–	260 kg (573,2 lb)	–	–	512 kg (1128,8 lb)	–	541 kg (1192,7 lb)
NUMBER OF WHEELS	–	4	–	–	4	–	4
TIRE SIZE	–	8/60-15	–	–	10,5/80-16	–	10,5/80-16

### ENGINE

ENGINE TYPE	YANMAR 3TNV88	YANMAR 3TNV88	YANMAR 4TNV88	YANMAR 4TNV88	YANMAR 4TNV88	YANMAR 4TNV88	YANMAR 4TNV88
EMMISSION CLASS	EU Stage IIIA / EPA Tier 4i	EU Stage IIIA / EPA Tier 4i	EU Stage IIIA / EPA Tier 4i	EU Stage IIIA / EPA Tier 4i	EU Stage IIIA / EPA Tier 4i	EU Stage IIIA / EPA Tier 4i	EU Stage IIIA / EPA Tier 4i
POWER OUTPUT ISO 3046	22,5 kW / 30,6 HP	22,5 kW / 30,6 HP	30,0 kW / 40,8 HP	30,0 kW / 40,8 HP	30,0 kW / 40,8 HP	30,0 kW / 40,8 HP	30,0 kW / 40,8 HP
CYLINDER/LTR.	3 cyl / 1642 No./ccm	3 cyl / 1642 No./ccm	4 cyl / 2189 No./ccm	4 cyl / 2189 No./ccm	4 cyl / 2189 No./ccm	4 cyl / 2189 No./ccm	4 cyl / 2189 No./ccm
1. /2. WORKING SPEED	2,100 / 2,400 rpm	2,100 / 2,400 rpm	2,400 rpm	2,400 rpm	2,400 rpm	2,400 rpm	2,400 rpm
TRAVEL SPEED KM/H	10 km/h (6,2 MPH)	10 km/h (6,2 MPH)	10 km/h (6,2 MPH)	10 km/h (6,2 MPH)	10 km/h (6,2 MPH)	10 km/h (6,2 MPH)	10 km/h (6,2 MPH)
GRADEABILITY WITH / WITHOUT VIBR.	30 / 40 %	30 / 40 %	30 / 40 %	30 / 40 %	30 / 40 %	30 / 40 %	30 / 40 %

### COMPACTION FORCES

AMPLITUDE	0,42 mm (0,02 in)	0,45 mm (0,02 in)	0,36/0,55 mm (0,01/0,02 in)	0,36/0,55 mm (0,01/0,02 in)	0,36/0,55 mm (0,01/0,02 in)	0,36/0,55 mm (0,01/0,02 in)	0,36/0,55 mm (0,01/0,02 in)
FREQUENCY AT 2100/2400 RPM	58/66 Hz (3480/3960 VPM)	58/66 Hz (3480/3960 VPM)	45/57 Hz (2700/3420VPM)	45/57 Hz (2700/3420VPM)	45/57 Hz (2700/3420VPM)	45/57 Hz (2700/3420VPM)	45/57 Hz (2700/3420VPM)
CENTRIFUGAL FORCE	47 kN	47 kN	50 kN	52 kN	52 kN	55 kN	55 kN

### WEIGHT & DRIVING CHARACTERISTICS

OPERATING WEIGHT CECE	2460 kg (5423,4 lb)	2250 kg (4960,4 lb)	3725 kg (8212,2 lb)	4125 kg (9094,1 lb)	4055 kg (8939,7 lb)	4650 kg (10251,5 lb)	4325 kg (9535 lb)
OPERATING WEIGHT MAX.	2650 kg (5842,2 lb)	2650 kg (5842,2 lb)	4300 kg (9479,9 lb)	4700 kg (10361,7 lb)	4700 kg (10361,7 lb)	5100 kg (11243,6 lb)	5100 kg (11243,6 lb)
STATIC LINEAR LOAD (FULL-FLUSH)	10,3 kg/cm (22,7 lb)	10,3 kg/cm (22,7 lb)	14,3 kg/cm (31,5 lb)	15,8 kg/cm (34,8 lb)	15,8 kg/cm (34,8 lb)	16,8 kg/cm (37 lb)	16,8 kg/cm (37 lb)
TURNING RADIUS INSIDE	2250 mm (88,6 in)	2250 mm (88,6 in)	2581 mm (101,6 in)	2581 mm (101,6 in)	2581 mm (101,6 in)	2621 mm (103,2 in)	2621 mm (103,2 in)
STEERING / OSCILLATING ANGLE	32/8 ±°	32/8 ±°	32/8 ±°	32/8 ±°	32/8 ±°	32/8 ±°	32/8 ±°
DRUM OFFSET	40 mm (1,57 in)	40 mm (1,57 in)	40 mm (1,57 in)	40 mm (1,57 in)	40 mm (1,57 in)	40 mm (1,57 in)	40 mm (1,57 in)